

GEIGER

TEXTILES

Bristol Leather

APPLICATION	Seating
CONTENT	European Full Grain Semi-Aniline Dyed Cowhide
TANNING	Chrome-Free, Synthetic Vegetable
FINISH	Breathable Water-Based Protective Topcoat
AVERAGE HIDE	50-55 Square Feet
FLAMMABILITY	CA TB 117-2013
WEIGHT	2.75 Oz Per Square Foot
THICKNESS	1.1 mm +/- .1 mm
ORIGIN	Austria
ENVIRONMENTAL	SCS Indoor Advantage™ Gold FR Chemical Free Heavy Metal Free Prop 65 Chemical Free OEKO-TEX® Certified REACH Compliant Healthier Hospitals Compliant Living Future Red List Compliant WELL Building Standard Compliant
PRICE GROUP	10
NET PRICE	\$10 Per Square Foot




5-507 Black




5-511 Putty




5-519 Hunter




5-520 White




5-521 Ivory




5-522 Parchment




5-537 Caribbean




5-546 Pumice




5-547 Smoke




5-548 Charcoal




5-549 Dark Shale




5-556 Downtown
Grey



5-557 City Night



5-559 Ash Gray



5-563 Champagne

Bristol Leather



5-564 Chestnut Brown



5-565 Dark Sienna



5-566 Earthen




5-567 Desert



5-568 British Green



5-579 Paris Blue



5-583 Atlantic




5-592 Camel



5-594 Taupe



5-597 Pure




5-598 Cream




5-600 Midnight Blue




5-603 Sangria




5-604 Swiss Red



5-605 Nordic Yellow



5-606 Sky Gray



5-608 Natural

Leather Maintenance

To maintain the quality of your Geiger leather, please follow the cleaning procedures outlined.

The instructions for the care and maintenance of Geiger products are provided to you as a service. No warranty is implied since results may vary.

NORMAL CLEANING

Vacuum or dust frequently with a clean, dry cloth.

If leather is soiled, it can be wiped with a soft, damp cloth using a lather of any mild soap with lukewarm water.

Do not spot clean leather; clean the entire surface.

Wipe clean with a damp cloth and dry with a clean, soft cloth.

SPOTS AND SPILLS

Wipe excess liquid immediately with a clean cloth or sponge; let the leather air dry.

If further cleaning is necessary, sponge the entire surface—seat, back, or chair arm—with lukewarm water.

Let the leather air dry; never use a hair dryer or other heat source to dry leather.

STUBBORN SPOTS AND STAINS

Apply a mild, nonabrasive soap solution with a clean, wet sponge.

Rinse well and let air dry.

BUTTER, OIL, OR GREASE

Wipe the leather with a clean, dry cloth and let the remainder of the oil dissipate into the leather.

Do not apply water or try to wash a grease spot.

Do not use saddle soap, cleaning solvents, oils, furniture polishes, varnishes, abrasive cleaners, detergents, or ammonia on leather; they will ruin the finish, causing it to become sticky and cracked.

If the stain remains, contact a professional cleaner.

LARGE AREAS

If large areas are soiled, contact a professional cleaning firm.

The information above is a guide to help in the maintenance of Geiger Textiles. Geiger can neither guarantee, nor take responsibility for specific results.

Under no circumstances shall Geiger be liable for any incidental, consequential, or other damage resulting from negligence, misuse, mishandling, or exposure of any chemicals used in connection with maintenance. Information relating to chemicals/cleaning solvents, environmental use, and human exposure should be reviewed with appropriate suppliers.

All label instructions on their use and precautions should be followed.